

## MEDIA INFORMATION

**Test Day**  
**1<sup>st</sup> June 2014**

-

**24 Heures du Mans**  
**14 - 15 June 2014**



## WELCOME

All the staff of the Automobile Club de l'Ouest is delighted to welcome you on the occasion of our Test Day of the 24 Hours of Le Mans and the 24 Hours of Le Mans. The aim of this Test Day is to enable entrants to come and test their cars before the start of the 24 Hours of Le Mans on Saturday, June 14<sup>th</sup> at 3.00pm.


Please read the information in this document carefully, it will help you to make your trip safer and most enjoyable.

We remain at your disposal for any request and wish you a pleasant stay on the legendary circuit of the 24 Hours of Le Mans.

**Philippe JOUBIN**

Communications Manager

### Index

Page 3	Simplified schedules
Page 5	Getting to Le Mans
Page 8	Media Welcome - Location and opening times
	 <b>New location for removing accreditations</b>
Page 10	Media Centre - location, opening times and facilities
Page 13	<b>PHOTOGRAPHERS BRIEFINGS</b>
Page 16	Press Conferences
Page 19	Media shuttles
Page 22	<b>Security and Practical Information – PLEASE READ CAREFULLY</b>
Page 28	Contacts

## SIMPLIFIED SCHEDULES

### TEST DAY

#### **Friday 30<sup>th</sup> May**

09:00 – 18:00 Administrative Checks and Scrutineering (Circuit)

#### **Saturday 31<sup>st</sup> May**

08:30 - 15:00 Administrative Checks and Scrutineering (Circuit)

10:45 - 12:45 Go Kart Event

16:00 Cars official photo

16:30 Drivers' Managers + Team Managers' briefing

#### **Sunday 1<sup>st</sup> June**

09:00 - 13:00 Test Day

14:00 - 18:00 Test Day

18:15 Press conference ACO

## 24 HEURES DU MANS

### **Sunday 8<sup>th</sup> June**

14:30 - 19:00 24 Heures du Mans - Administrative Checks and Scrutineering (Place de la République)

### **Monday 9<sup>th</sup> June**

10:00 - 18:00 24 Heures du Mans - Administrative Checks and Scrutineering (Place de la République)

### **Tuesday 10<sup>th</sup> June**

10:30 Drivers official photo

11:00 24 Heures du Mans - Drivers' briefing + Team Managers' briefing

17:00 Autograph session

### **Wednesday 11<sup>th</sup> June**

16:00 - 20:00 24 Heures du Mans - Free practice sessions

20:30 - 21:30 Porsche Carrera Cup France - Free practice sessions

22:00 - 24:00 24 Heures du Mans - Qualifying practice sessions

### **Thursday 12<sup>th</sup> June**

16:00 - 17:00 Group C - Qualifying practice sessions

17:30 - 18:30 Porsche Carrera Cup France - Qualifying practice sessions

19:00 - 21:00 24 Heures du Mans - Qualifying practice sessions

22:00 - 24:00 24 Heures du Mans - Qualifying practice sessions

24:00 Polemen photo

### **Friday 13<sup>th</sup> June**

10:00 - 18:00 Pit Walk

17:30 - 19:00 Drivers' parade (City centre)

### **Saturday 14<sup>th</sup> June**

09.00 - 09:45 24 Heures du Mans - Warm-Up

10:05 - 10:50 Group C – Race

11:15 - 12:00 Porsche Carrera Cup France – Race

12:30 - 13:00 ACO/FIA Press Conference

14:22 24 Heures du Mans - Beginning of starting procedure

15:00 Start of the 82<sup>nd</sup> race of the 24 Heures du Mans

### **Sunday 23<sup>rd</sup> June**

15:00 Finish of the 82<sup>nd</sup> Le Mans 24 Hours

After the podium ACO Press conference (ACO)

## ARRIVAL

### AUTOMOBILE CLUB DE L'OUEST

Circuit des 24 Heures

CS 21928

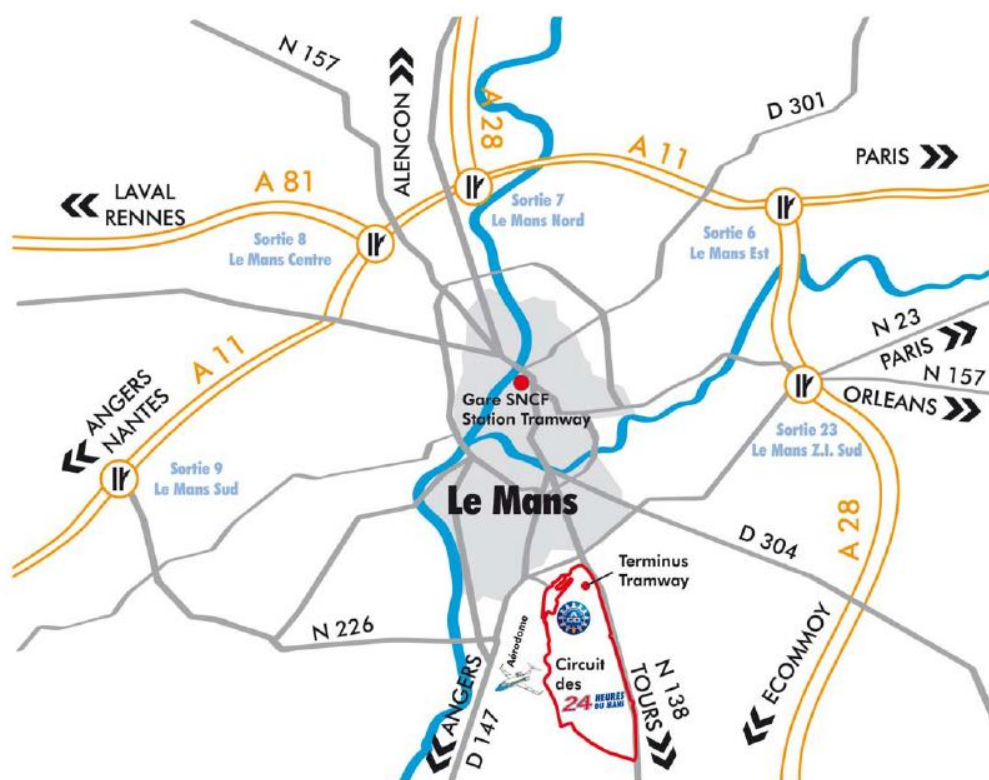
72019 Le Mans Cedex 2

France

Tél : +33 (0)2 43 40 24 24

Fax : +33 (0)2 43 40 24 15

web: [www.24h-lemans.com](http://www.24h-lemans.com)



#### **BY AIR : LE MANS AIRPORT**

**Aérogare du Mans** : tel. 0033 2 43 84 00 43. Control Tower Le Mans : tel. 0033 2 43 84 34 85

**Aéroport Nantes Atlantique** : Tel. 0 892 568 800 (0.34 € TTC/minute) / [www.nantes.aeroport.fr](http://www.nantes.aeroport.fr)  
(on arrival at Nantes, take périphérique Ouest direction Bordeaux, follow signs to Aéroport Nantes Atlantique).

#### **TRAINS/TGV**


Many TGV services run between Paris / Le Mans and major towns to the west (Nantes, Rennes) as well as Lyon, Lille, Marseille, Montpellier...

Gare du Mans : Place du 8 mai 1945

Information and ticket sale (direct line): Tel. 0 892 35 35 35 (0,34 €/mn) - [www.voyages-sncf.com](http://www.voyages-sncf.com)

Le Mans railway station has a link allowing direct access to the tramway station that connects you directly to the 'Circuit des 24 Hours'.

#### **TRAMWAY**

The tramway line  connects Le Mans city center to the circuit

- 5 am to 1 am on weekdays with a frequency of 5 minutes during peak hours and 6 minutes during off-peak hours
- 6 am to 1 am Sundays and holidays with a frequency of 12 minutes.  
(Special timetable for the 24 Heures du Mans)

Direction: Antares

Stops: Guetteloup - Pôle Santé Sud (north entrance of the circuit)

Antares - MMArena - Terminus (east entrance of the circuit)



**INFORMATIONS**  
(0)2 43 40 2014

#### Légende / Key

- Stationnement interdit des deux côtés / Parking forbidden on both sides
- Circulation et stationnement interdits dans les deux sens (sauf véhicules autorisés) / All traffic & parking forbidden in both directions (except for authorized vehicles)
- Secteur privé ACO / Private ACO area
- Accès blanc / Access to white area
- Accès rouge / Access to red area
- Accès bleu / Access to blue area
- Accès vert / Access to green area
- Poste secouristes / Medical post
- Accès voitures / Vehicles access
- Accès piétons / Pedestrians only access
- Accès mixte (voitures et piétons) / Mixed access (vehicles & pedestrians)
- Zone concert / Concert area
- Fêtes foraines / Fun fair
- Ecran géant / Giant screen
- Toilettes / Toilets
- Distributeur automatique d'argent / Cash point
- Point info spectateurs / Spectators info desk
- Restauration / Catering
- Plateforme PMR / Platform
- Espace Membres ACO / ACO Members Area
- Boutiques officielles / Official shops
- Arrêt navettes / Shuttle Stop
- Vous êtes ici / You are here

#### CONCERTS

Mercredi 11 juin 20h  
Medi + Hollyziz

Jeudi 12 juin 20h  
Charivari + Renan Luce

Vendredi 13 juin 20h  
Noa Moon + Alpha Blondy

Samedi 14 juin 20h  
Chloé Pétit

#### Bouchons d'oreilles

Les bouchons d'oreilles sont recommandés pour protéger vos oreilles du bruit intense des moteurs. Ils sont disponibles gratuitement dans les stands officiels de l'ACO.

Année	Subite	Pré	Qualif	1ère	2ème	3ème	4ème	5ème	6ème	7ème	8ème	9ème	10ème
2014	10h00	10h30	11h00	11h30	12h00	12h30	13h00	13h30	14h00	14h30	15h00	15h30	16h00
2013	10h00	10h30	11h00	11h30	12h00	12h30	13h00	13h30	14h00	14h30	15h00	15h30	16h00
2012	10h00	10h30	11h00	11h30	12h00	12h30	13h00	13h30	14h00	14h30	15h00	15h30	16h00
2011	10h00	10h30	11h00	11h30	12h00	12h30	13h00	13h30	14h00	14h30	15h00	15h30	16h00
2010	10h00	10h30	11h00	11h30	12h00	12h30	13h00	13h30	14h00	14h30	15h00	15h30	16h00
2009	10h00	10h30	11h00	11h30	12h00	12h30	13h00	13h30	14h00	14h30	15h00	15h30	16h00
2008	10h00	10h30	11h00	11h30	12h00	12h30	13h00	13h30	14h00	14h30	15h00	15h30	16h00
2007	10h00	10h30	11h00	11h30	12h00	12h30	13h00	13h30	14h00	14h30	15h00	15h30	16h00
2006	10h00	10h30	11h00	11h30	12h00	12h30	13h00	13h30	14h00	14h30	15h00	15h30	16h00
2005	10h00	10h30	11h00	11h30	12h00	12h30	13h00	13h30	14h00	14h30	15h00	15h30	16h00
2004	10h00	10h30	11h00	11h30	12h00	12h30	13h00	13h30	14h00	14h30	15h00	15h30	16h00
2003	10h00	10h30	11h00	11h30	12h00	12h30	13h00	13h30	14h00	14h30	15h00	15h30	16h00
2002	10h00	10h30	11h00	11h30	12h00	12h30	13h00	13h30	14h00	14h30	15h00	15h30	16h00
2001	10h00	10h30	11h00	11h30	12h00	12h30	13h00	13h30	14h00	14h30	15h00	15h30	16h00
2000	10h00	10h30	11h00	11h30	12h00	12h30	13h00	13h30	14h00	14h30	15h00	15h30	16h00
1999	10h00	10h30	11h00	11h30	12h00	12h30	13h00	13h30	14h00	14h30	15h00	15h30	16h00
1998	10h00	10h30	11h00	11h30	12h00	12h30	13h00	13h30	14h00	14h30	15h00	15h30	16h00
1997	10h00	10h30	11h00	11h30	12h00	12h30	13h00	13h30	14h00	14h30	15h00	15h30	16h00
1996	10h00	10h30	11h00	11h30	12h00	12h30	13h00	13h30	14h00	14h30	15h00	15h30	16h00
1995	10h00	10h30	11h00	11h30	12h00	12h30	13h00	13h30	14h00	14h30	15h00	15h30	16h00
1994	10h00	10h30	11h00	11h30	12h00	12h30	13h00	13h30	14h00	14h30	15h00	15h30	16h00
1993	10h00	10h30	11h00	11h30	12h00	12h30	13h00	13h30	14h00	14h30	15h00	15h30	16h00
1992	10h00	10h30	11h00	11h30	12h00	12h30	13h00	13h30	14h00	14h30	15h00	15h30	16h00
1991	10h00	10h30	11h00	11h30	12h00	12h30	13h00	13h30	14h00	14h30	15h00	15h30	16h00
1990	10h00	10h30	11h00	11h30	12h00	12h30	13h00	13h30	14h00	14h30	15h00	15h30	16h00

Virage d'Arnage

Virage de Mulsanne



### MEDIA WELCOME



#### **New location for removing accreditations**

The media welcome is located **ACTISUD** (outside the circuit)

#### **ACTISUD**

13 rue Maurice Trintignant  
72 000 Le Mans

A shuttle to the press and television staff will be activated between Actisud and Circuit. (on presentation of a media pass)

#### **Opening Hours**

##### **Test Day:**

- **Friday 30<sup>th</sup> May:** 8:00 am to 6:00 pm
- **Saturday 31<sup>st</sup> May:** 8:00 am to 6:00 pm
- **Sunday 1<sup>st</sup> June:** 8:00 am to noon

##### **24 Heures du Mans:**

- **Sunday 8<sup>th</sup> June:** 10:00 am to 6:00 pm
- **Monday 9<sup>th</sup> June:** 10:00 am to 6:00 pm
- **Tuesday 10<sup>th</sup> June:** 9 :00 am to 6:00 pm
- **Wednesday 11<sup>th</sup> June:** 9:00 am to 8:00 pm
- **Thursday 12<sup>th</sup> June :** 9:00 am to 8:00 pm
- **Friday 13<sup>th</sup> June:** 9:00 am to 7:00 pm
- **Saturday 14<sup>th</sup> June:** 8:00 am to 20:00 pm



Passes will be handed over **personally and individually (up-to-date press card or ID) to the journalists** on condition that he/she signs the conditions of Media accreditation acceptance.

**ALL SEASON PASS HOLDERS MUST COLLECT THEIR PASS FOR THE 24 HOURS OF LE MANS FROM THE MEDIA ACCREDITATION CENTRE BEFORE PROCEEDING TO THE CIRCUIT. WITHOUT THESE YOU WILL NOT GAIN ACCESS TO THE CIRCUIT.**

#### **Remember to bring with you:**

- **A copy of your accreditation acceptance letter**
- **Proof of identity (Passport, Press card or Drivers Licence)**

You will also be required to sign the standard liability waiver.

**ACCREDITATION WITHDRAWN DURING THE TEST DAY REMAIN VALID FOR 24 HOURS OF LE MANS.**





## ACCUEIL GÉNÉRAL Actisud

### NOUVEAUTÉ / NEW

#### Coordonnées / Location

13 rue Maurice Trintignant  
72000 Le Mans, France

47° 56' 54.762" N  
0° 11' 40.085" E

#### Accès / Access

Contre-allée de la Voie de la Liberté, accès en double-sens / Side road of the fast lane (two-way road)

BUS ligne 21 direction ARNAGE, arrêt Actisud  
Bus line n° 21 towards ARNAGE, bus stop "Actisud"



**MEDIA CENTRE**  
(Located on the 2<sup>nd</sup> floor of the pit building)

**Opening Hours**

**Test Day:**

- Friday 30<sup>th</sup> May: 8:00 am to 7:00 pm
- Saturday 31<sup>st</sup> May: 8:00 am to 7:00 pm
- Sunday 1<sup>st</sup> June: 8:00 am to 10:00 pm

**24 Hours of Le Mans:**

- Sunday 8<sup>th</sup> June: 10:00 am to 7:00 pm
- Monday 9<sup>th</sup> June: 10:00 am to 6:00 pm
- Tuesday 10<sup>th</sup> June: 9 :00 am to 7:00 pm
- Wednesday 11<sup>th</sup> June: 9:00 am to 1:00 am
- Thursday 12<sup>th</sup> June : 9:00 am to 1:00 am
- Friday 13<sup>th</sup> June: 9:00 am to 8:00 pm
- Saturday 14<sup>th</sup> June and Sunday 15<sup>th</sup> June: non-stop, from 8:00 am on Saturday 14<sup>th</sup> until the departure of the last journalist on Sunday 15<sup>th</sup> June

Desks with an electric plug plus a lockable storage space are at your disposal.

**Please note:**

- You cannot make a desk reservation beforehand.
- In the self-service pigeon holes you will find team lists, classifications and press releases.
- Deposit for a desk key: 10 €



**INTERNET CONNECTIONS**

With the formal partnership between the Ruckus Society and the Automobile Club de l'Ouest, the internet connection in the press room is free.

**Codes to connect to the Wi-Fi will be available, please go to the hostesses' counter in the press room.**

**Procedure:**

- 1) Connect yourself to the Wi-Fi "MEDIA" network
- 2) Open the Internet browser, you will be automatically redirected to the login page
- 3) To login:  
Enter the identifier and the password provided by the hostesses.

Codes withdrawn during the Test Day remain valid for the 24 Hours of Le Mans

#### **MICHELIN CAFÉ**

Michelin revives the tradition of opening a temporary café, reserved for the press during the 24 Hours of Le Mans. It will open in room 230 which is the extension of the last part of the press room. In this hospitality it will be possible to relax and have some eating and drinking on the go at any time.

Opening hours:

- Wednesday June 11 and Thursday June 12: from 2 pm - midnight.
- Saturday June 14 and Sunday June 15: from 12 am on Saturday until Sunday 3 pm non-stop.

Note: the head chef Akrame Benallal, who won his second "star" reward in this year's Michelin Guide, will serve an appetizer on Saturday June 14, from 7 pm - 9 pm

#### **MEDIA PARKING**

The parking P6 and P6 bis are reserved for media having received accreditation parking.

### SCRUTINEERING PLACE DE LA REPUBLIQUE

A media center will be installed on the ground floor of the Chambre de Commerce et d'Industrie du Mans et de la Sarthe, from Sunday 8<sup>th</sup> to Monday 9<sup>th</sup> June, for the scrutineering, Place de la République. You will find a work space with wireless Internet connection.

#### CCI du Mans et de la Sarthe

1 bd. René Levasseur  
BP 22385  
72002 Le Mans cedex 1

#### Opening times

Sunday 8<sup>th</sup> June: 1:00 pm to 8:00 pm  
Monday 9<sup>th</sup> June: 9:00 am to 8:00 pm

The parking Les Halles will be available for the Media. Space is limited, thanks for sharing your needs.

The tramway serves the Place de la République. We strongly recommend to use it, the place will be very crowded.

**Note:** A platform will be installed for accredited photographers, access will be restricted to photographers with a tabard.

### PESAGE 2014 - 8/9 JUIN 2014

Place de la République



## PHOTOGRAPHERS

Photographers with access to the MEDIA CENTRE have the possibility to rent lockers for their equipment. A 0,50 € coin is necessary to open the locker.

### **IMPORTANT - PHOTOGRAPHERS BRIEFINGS**

**ALL PHOTOGRAPHERS MUST ATTEND ONE OF THE FOLLOWING BRIEFING:**

<b>Saturday 31<sup>st</sup> May</b>	<b>10:00 am - 2:00 pm</b>
<b>Sunday 1<sup>st</sup> June:</b>	<b>8:00 am - 11:00 am - 1:00 pm</b>
<b>Sunday 8<sup>th</sup> June:</b>	<b>2:00 pm</b>
<b>Monday 9<sup>th</sup> June</b>	<b>9:30 am - noon</b>
<b>Tuesday 10<sup>th</sup> June:</b>	<b>2:00 pm</b>
<b>Wednesday 11<sup>th</sup> June:</b>	<b>noon - 2:00 pm - 6:00pm</b>
<b>Thursday 12<sup>th</sup> June:</b>	<b>noon - 2:00 pm - 6:00 pm</b>
<b>Friday 13<sup>th</sup> June:</b>	<b>noon</b>
<b>Saturday 14<sup>th</sup> June:</b>	<b>8:00 am - 10:00 am - 1:30pm</b>

**PITLANE OR TRACK TABARDS WILL ONLY BE GIVEN AFTER THIS BRIEFING AND ITS REGISTRATION**

**Briefings location:**

- Black: Briefing room - 3rd floor of the pit building**
- Green: Press room n°3**
- Blue: ground floor of the CCI**

### **IMPORTANT - FIRE PROOF OVERALLS**

Fire proof overalls (single layer) are mandatory for anyone who has been granted a pitlane pass (in addition with your tabard). Two layer overalls and fireproof balaclavas are recommended but are not mandatory.

If you don't have a fire proof overall you will NOT be able to access the pitlane even if you have a pitlane pass for the event.

You may share fire proof overalls between photographers but only one photographer can have access (the one wearing the overall).

### **IMPORTANT - HELMET**

Helmet use is mandatory in the pitlane.

No sale is available inside the circuit.

(Extreme sports helmet, ski or mountain bike recommended, NF or CE standard)

It is the responsibility of the photographer to provide their own overall and helmet, they WILL NOT be provided by the organisers.



#### **TRACK TABARDS**

These tabards **only give access to the safety lanes** (not the pitlane) during the Test Day, free practice, qualifying and the race.

Photographers who don't have a permanent track tabard for the race, may be authorized to access to the safety road for four hours on the basis of *first come first served*.

To reserve a temporary tabard please go to the hostesses' counter in the press room.

**You also need to attend a briefing to receive this tabard.**



#### **PITLANE TABARDS**

These tabards give access to the pitlane and safety lanes during the Test Day, free practice, qualifying and the race.

Photographers who don't have a permanent pitlane tabard for the race, may be authorised to access to the pitlane for two hours on the basis of *first come first served*.

To reserve a temporary tabard please go to the hostesses' counter in the press room.

**A helmet and fireproof suit must be worn on the pitlane.**

**You also need to attend a briefing to receive this tabard.**

#### **GO KART EVENT - Saturday 31<sup>st</sup> May 2014 (10:45 am)**

The day before the Test Day a kart race will be held for 26 crews consisting a driver competing in the Le Mans 24 Hours and a journalist.

Photographers wishing to take photos of this event must wear a tabard (track or pitlane). Journalists taking part are convened at 10:45 am. Track activities start at 11:30 am.

#### **SCRUTINEERING PLACE DE LA REPUBLIQUE**

A platform will be installed for accredited photographers, only with a tabard.

### GRAND DRIVERS' PARADE

Friday 13<sup>th</sup> June – city centre of Le Mans

The access to the itinerary of the Grand Drivers' Parade, that will start in the city centre of Le Mans on 13<sup>th</sup> June 2014 at 5.30 pm., is reserved for photographers being accredited by the Classic Automotive association, which is the organizer of the Drivers' Parade.



Only photographers who have this badge as well as their photographer's tabard *24 Heures du Mans 2014* will be given access to the marked out itinerary.

Please make your request beforehand to the organizer: [classicautomotive72@gmail.com](mailto:classicautomotive72@gmail.com)

You will be able to get your badge from Sunday 8<sup>th</sup> June, at the *Chambre de Commerce et d'Industrie*: CCI du Mans et de la Sarthe, 1 bd. René Levasseur (on the corner of *Place de la République*) 72000 Le Mans.

### Timetable

Sunday 8<sup>th</sup> June : from 2:00 pm to 5:00 pm

From Monday 9<sup>th</sup> June to Thursday 12<sup>th</sup> June: 10:00 am - 12:00 am and 2:00 pm - 5:00 pm

Friday 13<sup>th</sup> June: 10:00 am to 12:00 am only.

ATTENTION: no badge will be handed out in the press room of the Le Mans 24 Hours.

## PRESS CONFERENCES

### TEST DAY

#### Provisional Schedule

A list of all team and manufacturer press conferences will be posted on the notice board in the media centre.

### SATURDAY 31 MAY

Operation	Time	Location
Audi "Meet the team"	1:30 pm - 2:30 pm	Audi Sport Team & Media Hospitality

### SUNDAY 1<sup>st</sup> JUNE

Operation	Time	Location
Press conference ACO	6 :15 pm	Press Conference room - 3 <sup>rd</sup> floor of the pit building



**24 HEURES DU MANS**  
**Provisional Schedule**

**TUESDAY 10 JUNE**

Operation	Time	Location
Audi "Meet the team"	2:00 pm	Audi Team & Media Hospitality

**WEDNESDAY 11 JUNE**

Operation	Time	Location
Morrand Racing Press conference	noon - 2:00 pm	Hospitality Morrand - Paddock
Corvette Racing - Meet the team	noon - 2:00 pm	
Audi "Meet the team"	2:00 pm	Audi Team & Media Hospitality

**THURSDAY 12 JUNE**

Operation	Time	Location
Corvette Racing - Meet the team	noon - 2:00 pm	
Audi "Meet the team"	2:00 pm	Audi Team & Media Hospitality
Onroak Automotive, Ligier conference	3:00 pm	Hospitality support paddock Onroak Automotive
Porsche - Meet the team	3:00 pm - 4:00 pm	Team and media hospitality in the paddock

## FRIDAY 13 JUNE

Operation	Time	Location
Signatech Alpine Press Conference	10:30 am -11:30 am	Team Hospitality in the paddock
Toyota Press conference	Noon	Toyota VIP area at the Parc du Raccordement
Porsche Press Conference	1:00 pm	
Audi Press Conference	2:00 pm	Audi Racing Arena' at the Parc du Raccordement

## SAMEDI 14 JUN

Operation	Time	Location
OAK Racing Team Asia, Total, Michelin Conference	10:50 am - noon	Hospitality support paddock Onroak Automotive
ACO / FIA Press Conference	12:30 pm - 13:00 pm	Press Conference room - 3rd floor of the pit building

## DIMANCHE 15 JUIN

Operation	Time	Location
After the podium - ACO Press conference	After the podium	Press Conference room - 3rd floor of the pit building

## PRESS SHUTTLES

### TEST DAY

The departure and return of the press shuttles will take place in the **P6 CAR PARK**. Five shuttles will be reserved for the press (Nos 1 to 5).

- Shuttles will stop at the following places P6 - KARTING – PORSCHE- INDIANAPOLIS - HUNAUDIERES – 1<sup>st</sup> CHICANE - P6 in that order.

On average, a shuttle will pass each of these points every 10 to 15 minutes.

Sunday 1<sup>st</sup> June, from 8:30 am to 6:30 pm

### 24 HEURES DU MANS

The departure and return of the press shuttles will take place in the **P6 CAR PARK**. Twelve shuttles will be reserved for the press (Nos 1 to 12).

- Even-numbered shuttles (6) will stop at the following places P6 - KARTING – PORSCHE - INDIANAPOLIS - HUNAUDIERES - 1<sup>st</sup> CHICANE - P6 in that order.

- Uneven-numbered shuttles (6) will stop in the inverse order: P6 - 1<sup>st</sup> CHICANE - HUNAUDIERES - INDIANAPOLIS - PORSCHE - KARTING - P6.

Representatives of the media are no longer obliged to do a complete tour of the circuit to reach their destination.

On average, a shuttle will pass each of these points every 10 to 15 minutes.

- Practice: Wednesday 11<sup>th</sup> June, from 3:30 pm to midnight; Thursday 12<sup>th</sup> June, from 3:30 pm to midnight.

Last stop: 00:05

- Race: Saturday 14<sup>th</sup> June to Sunday 15<sup>th</sup> June: from 8:00 am to 4:00 pm

**PHOTOGRAPHERS RED ZONES**

**The red areas are just areas passages. No stop will be accepted.**




Les « S » de la forêt



Tertre rouge Corner




Forza Motorsport



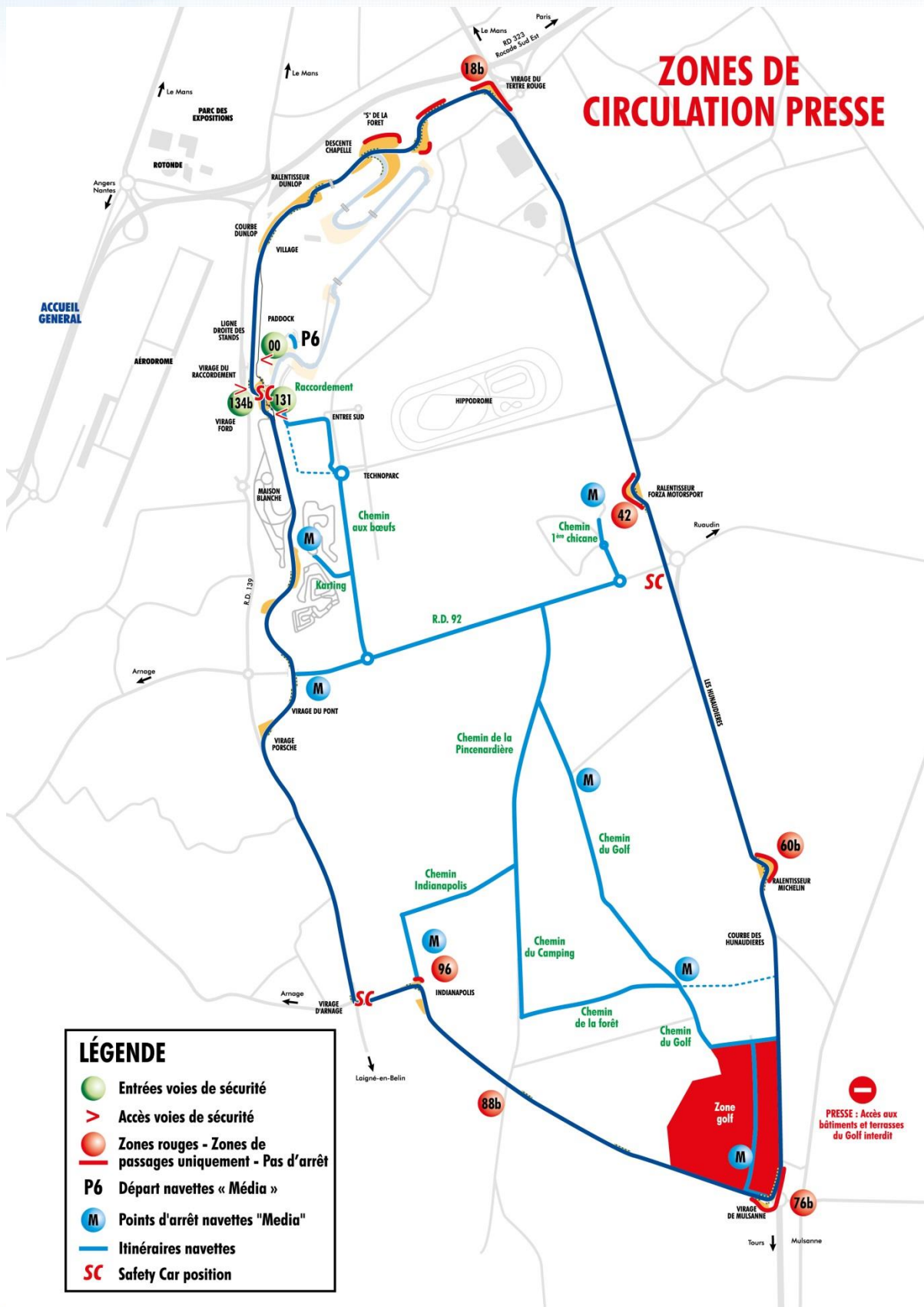
Michelin



Mulsanne Corner



Indianapolis Corner



PHOTOGRAPHERS BRIEFING  
**PLEASE READ THIS INFORMATION CAREFULLY**

**1. TABARDS**

All media working on trackside or in the pit lane must wear a TABARD with ID number.

Tabards **MUST** be worn. DO NOT tuck them in your belt.

Tabard Numbers **MUST** be visible at all times. Photographers must not wear camera backpacks or put their own photo vests on top of the event tabard.

**2. SECURITY ACCESS (Bugatti track)**

Access can only be done by:

- Post 0 (on the right of the track, near park E)
- Post 134 bis (in front of the Module Sportif, on the left of the track)
- Post 131 (on the left of the track, before the Ford turn)

**3. CIRCULATION ON THE SAFETY LANES**

Reminder: the Highway Code applies within the circuit.

- Helmets must be worn by drivers/riders/passengers (including the safety zones).
- Speed limited to 30 km/h on safety lanes and 10 km/h in the paddock area.
- Parking: it must be done in such a way as not to hinder the passage of safety vehicles. Herringbone parking against the fences is forbidden.


All 2-wheel vehicles circulating on the safety lanes must have a 2014 track safety card for the event.  
**Bicycles are forbidden on the safety lanes.**

Parking scooters and motorbikes, except those of the organisation, is forbidden in the FG parking space (at the foot of the Module Sportif). Unauthorised vehicles will be removed immediately.

#### **4. RED ZONES**

There are several Red Zones at the 24 Hours of Le Mans, these are indicated on the map below (also available in the media centre). You are required to check this map and be aware of these restricted areas.

**The red areas are just passages areas. No stop will be accepted.**



**If a photographer is found there – photographing in a red zone – during the test day and the race he/she will be immediately excluded from the circuit and will never again be accredited for the Le Mans 24 Hours.**

Even if an area is not classified as a Red Zone, you must make your own assessment whether it is safe to stand in that area or not.

The Race Director can add a Red Zone at anytime if he deems an area to be unsafe.

Thank you to avoid any grouping of photographers at a fixed point which could cause discomfort in case of emergency.

## 5. WORKING TRACKSIDE

### a. Safety barriers

**YOU MUST HAVE A BARRIER BETWEEN YOU AND THE TRACK AT ALL TIMES WHEN THE TRACK IS LIVE.**

**It is forbidden to touch, lean on, or over, the barriers.** You may not cross these barriers, or place your cameras on these barriers. Do not stand in breaks in the barriers.

**You must not stand in front of any debris fences unless authorised to do so.**



**In both these images the photographers in the green tabards are NOT acting in accordance with these instructions.**

### b. Earphones / ear plugs

During the 2011 24 Hours of Le Mans, while the first Audi crashed, a photographer was seen walking away completely oblivious to what was happening behind them (we are now aware of the identity of this photographer). **You MUST be aware of your surroundings at all times.**

**EARPLUGS: If you wear earplugs while working on trackside you must ensure you are aware of your surroundings.**

**RADIO: If listening to the commentary on a radio, only use one ear piece, not two.**


**The use of iPods and MP3 players while working on trackside is strictly forbidden.**





**c. Staying behind the barriers at all times while the track is live.**

During the same incident at Le Mans several photographers were seen on the gravel trap to take pictures of McNish coming out of the wreckage of the Audi while the other cars were under a safety car. **THE TRACK WAS STILL LIVE!** If any photographer is seen doing this during the Test Day or the 24 Hours of Le Mans, he/she will be instantly removed from the circuit and will be banned for any new credential.



## **6. PITLANE**

The pitlane is a working area, and can be dangerous.

**PITLANE PASS:** You may only access the pitlane if you have a **PITLANE** pass/tabard.

**Wear sensible clothing.** Shorts, skirts and open-toed shoes are not advisable while working on trackside and are banned when working in the pitlane.

The pitlane is a working area and a dangerous environment and all media **MUST** be wearing Fire Proof Overall and a helmet.

### **FIRE PROOF SUITS ARE MANDATORY IN THE PITLANE**

**Anyone seen working in the pitlane wearing inappropriate clothing will have his pitlane access withdrawn for the event.**

### **HELMETS ARE MANDATORY IN THE PITLANE**

**Helmet use is mandatory in the pitlane.**

**Remain alert at all times.** If someone is waving a pit board in front of you, a car is almost certainly coming up behind you. Get out of the way! Remember that cars want to leave as soon as possible after their stops. Be aware of this, and move to the back of the car rapidly.

**Checking your pictures** - If you feel the need to check your pictures on your camera please step into a garage. **DO NOT** look at your LCD screen in the pitlane while turned to the traffic.

## **7. WORKING TRACKSIDE**

Be aware of your surroundings

## **8. PARC FERME**

Parc Fermé is out of bounds to the Media.

## **9. VIDEO**

A photographer's pass only grants you the right to take still pictures; you cannot take video images on a DSLR with an HD Video Function without permission.

## **10. SERVICE ROADS**

All services **MUST** be kept clear at all times, this is an emergency vehicle route. If you have a scooter pass do not park your scooter on the service road. TV Camera Tripods must not block the service road.

### **11. MARSHALS**

**Obey all instructions from the marshals and officials**, they are there for your safety. In case of problems, please do not attempt to solve problems yourself, but report them to the Media Delegate.

### **12. START OF THE RACE**

**12:15 pm to 1:45 pm:** access to the pitlane for all card 7 (bottom entry, parc F/G - Module Sportif)

**1:00 pm to 1:45 pm:** access to the track for all people wearing the **Bracelet whatever the number of the card** (bottom entry, parc F/G - Module sportif)



**1:45 pm to 2:30 pm:** Photographers with a tabard can stay in safety lanes all other must evacuate down the pitlane.

**2:30 pm to 2:45 pm:** Grid access for all people wearing the **Bracelet whatever the number of the card** (bottom entry, parc F/G - Module sportif). **Mandatory evacuation at 2:45 pm**

### **13. FINISH OF THE RACE**

A reserved area (closed off by barriers) will be accessible for photographers with tabards only (track or pitlane). The podium ceremony will take place approximately 10 minutes after the finish of the race on the first floor of the Module Sportif.

Photographers have no access to the podium footbridge.

**USEFUL CONTACTS**

**EMMERGENCIES**

**Sapeurs-pompiers** : 18 ou 112 depuis un portable

**SAMU** : 15

**Centre hospitalier du Mans**

194 Avenue Rubillard, 72000 Le Mans

02 43 43 43 43

**Centre Médico Chirurgical du Mans - Pôle Santé Sud**

28 Rue de Guetteloup, 72000 Le Mans

02 43 78 38 38

**Pharmacie de garde** : 0 825 12 03 04 (0.15/mm)

**USEFUL NUMBERS**

**Mairie**

Hôtel de Ville - Place St Pierre, 72000 Le Mans

02 43 47 47 47

**Préfecture**

Place Aristide Briand, 72000 Le Mans

02 43 39 72 72

**Conseil général**

Place Aristide Briand, 72000 Le Mans

02 43 54 72 72

**Office du tourisme**

Hôtel des Ursulines, rue Etoile, 72000 Le Mans

02 43 28 17 22

**La Poste**

Bureau de Le Mans Pontlieue - accueil

14 place Adrien Tironneau,

72100 Le Mans

3631

**Commissariat central**

6 rue Coëffort, 72000 Le Mans

02 43 61 68 00

**Gendarmerie**

21 bd Paixhans, 72000 Le Mans

02 43 78 55 00

**Police secours** : 17

**ACCOMMODATION**

**Le Mans Hôtel Réservation**

70 bd Alexandre Oyon, 72000 Le Mans

02 43 20 07 00

**TRANSPORTS :**

**Gare SNCF**

Place 8 Mai 1945, 72000 Le Mans

3635

**Aérodrome**

Route d'Angers, 72000 Le Mans

02 43 84 00 43

**Setram**

65 av Gén de Gaulle, 72000 Le Mans

02 43 34 76 76

**Taxi**

Taxis Radio 24H/24 : 02 43 24 92 92

Taxis Station gare : 02 43 24 99 99

Le Mans Taxi radio : 02 43 82 07 07

**On the track: +33 (0)2 43 40 2014**

## CONTACTS

### **AUTOMOBILE CLUB DE L'OUEST**

#### **Magali SERAFIN / Pauline MORVAN**

Chargées de Communication

M: +33 (0)2 43 40 38 45 / 38 47

E: [medias@lemans.org](mailto:medias@lemans.org)

Website: [www.24h-lemans.com](http://www.24h-lemans.com)

Media centre: +33 (0)2 43 40 26 18 / 26 21

#### **Photographer Contact:**

#### **Jeff Carter**

Media delegate

M: +44 (0) 7969 157921

E: [j.carter@fiawec.com](mailto:j.carter@fiawec.com)